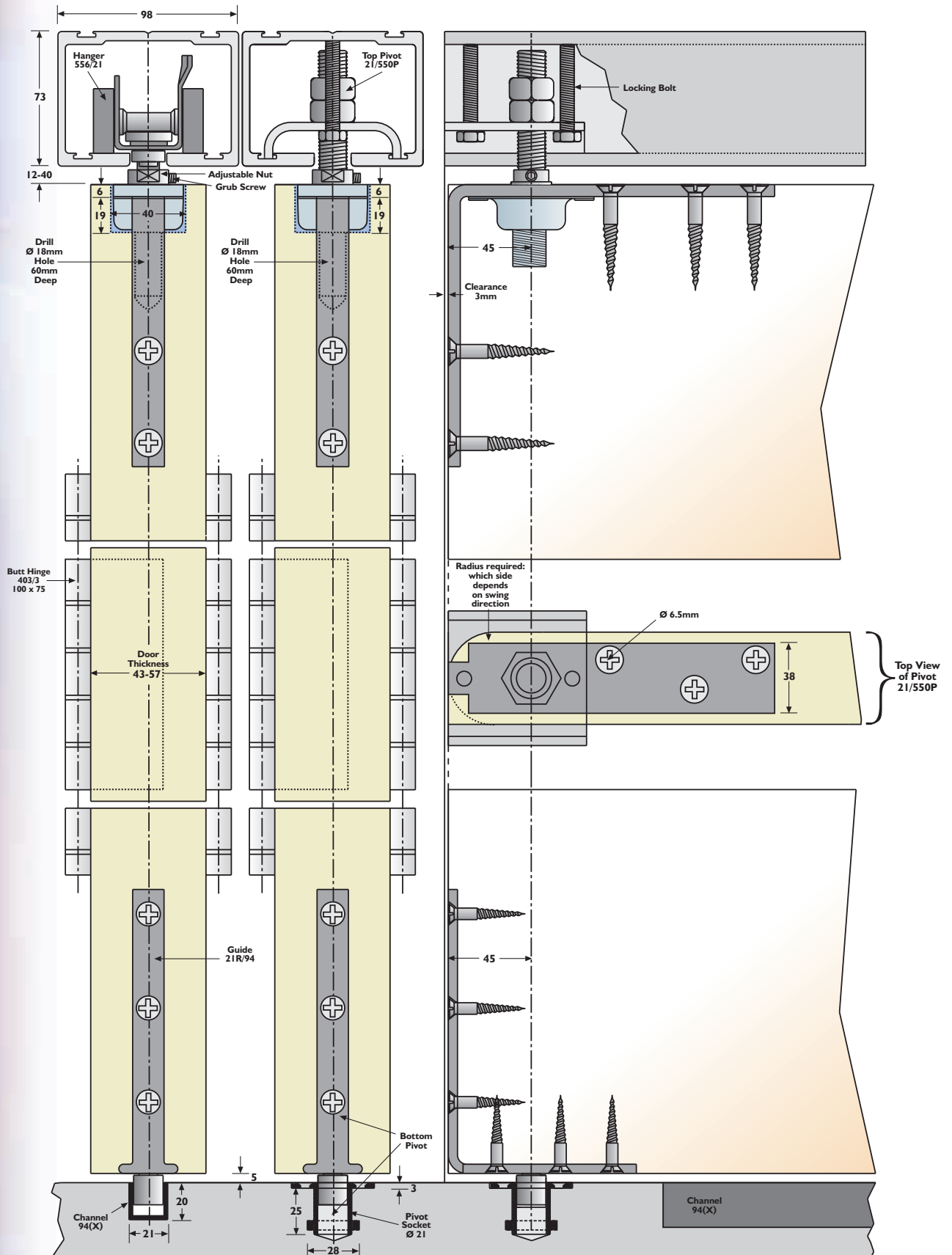


FLEXIROL INTERIOR ENDFOLD FOR TIMBER DOORS



CAPACITY

Max. door weight: 125kg
 Max. door height: 4500mm
 Max. door width: 1200mm
 Door thickness: 50mm-57mm

APPLICATIONS

Top-hung Flexirol gear and fittings for end folding timber partition doors. Leaves can be hung to the left or right of an opening or hung as floating units.

DOOR TYPES

Heavy commercial timber doors.

TECHNICAL INFORMATION

Track: 550 (see component section for range of finishes)

Brackets: Face fix (fixed at 500mm intervals) 1A/550
 Soffit fix 3S/550

Hangers: Timber doors 556/21

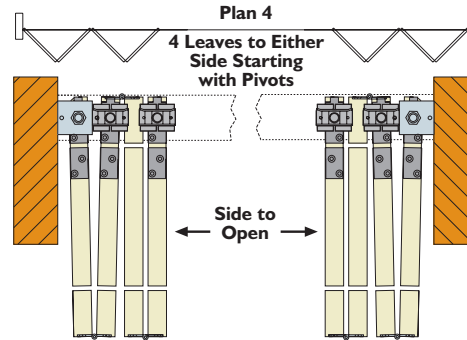
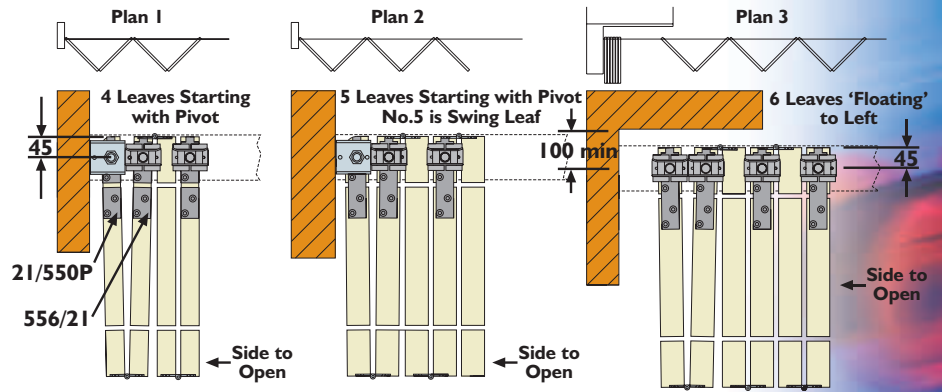
Pivots: Timber doors 21/550P

Guides: Brass end guide roller 21R/94

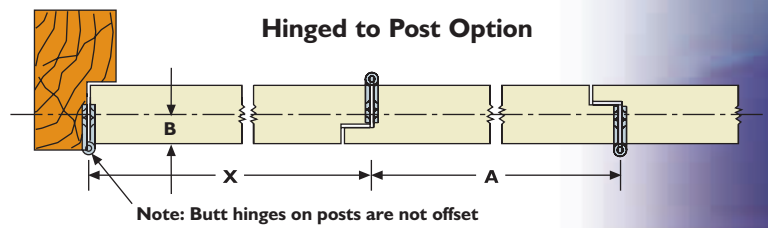
Guide Channel: Brass 94
 Aluminium 94X
 Aluminium threshold/guide channel 94T

Hinges: Butt hinges - 100x75 403/3

Accessories: Flush pull 400
 Flush bolts 333/454
 Narrow flush bolt and keep F3715 & F3734



Note: Hangers and guides are to be fitted to alternate leaves only.



All leaves are of equal width except the leaf hinged to the post. The dimension for the leaf hinged to the post (X) is, A, less B (half the leaf thickness), less 45mm.

$$\text{Formula: } X = (A - B) - 45\text{mm}$$

